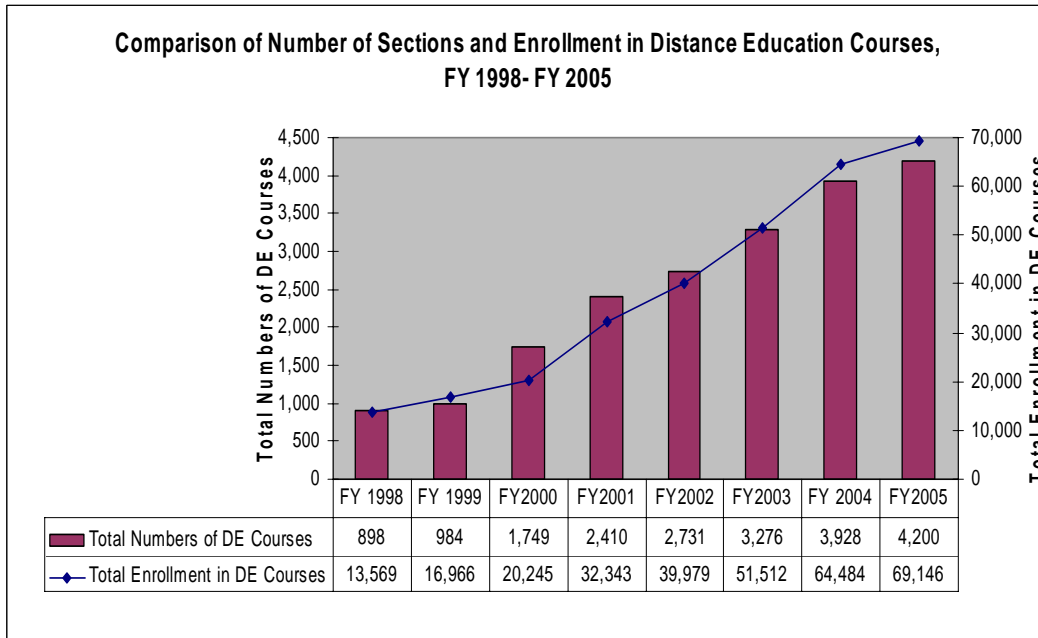
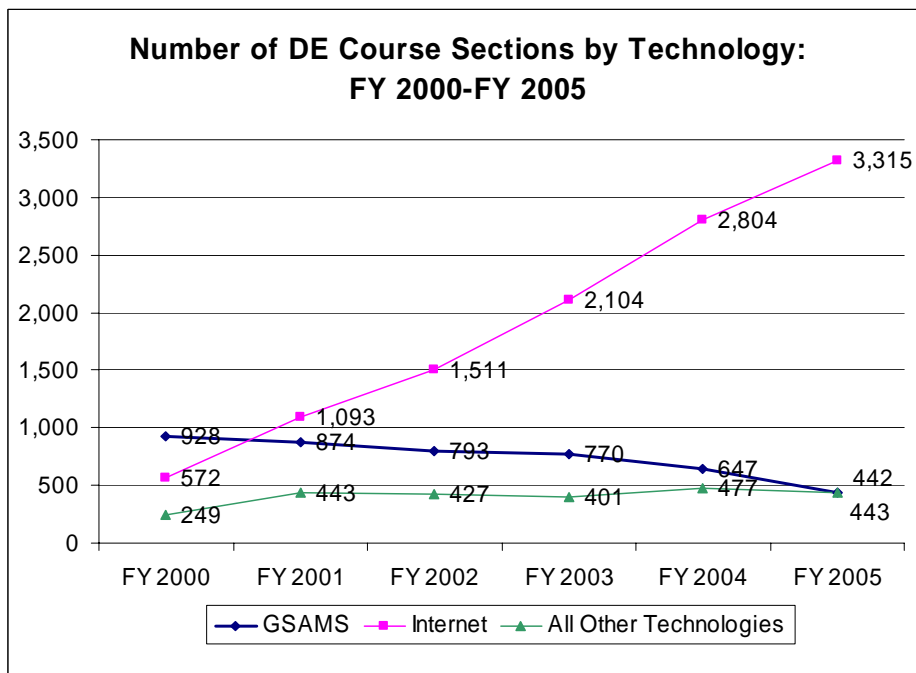


In the University System of Georgia, a distance education course is one in which more than 50% of instruction is delivered through one or more forms of technology and in which the instructor of record



and the student(s) are separated by time and/or geographic location. FY2005 DE course enrollments for all University System institutions increased 7.23% and course sections 6.9% over the previous year. For additional information on distance education

enrollment in the University System, please see http://www.usg.edu/admin/sra/gen_info/notes/rn-mar04.pdf and http://www.usg.edu/sra/datasys/cir/de_reports/.

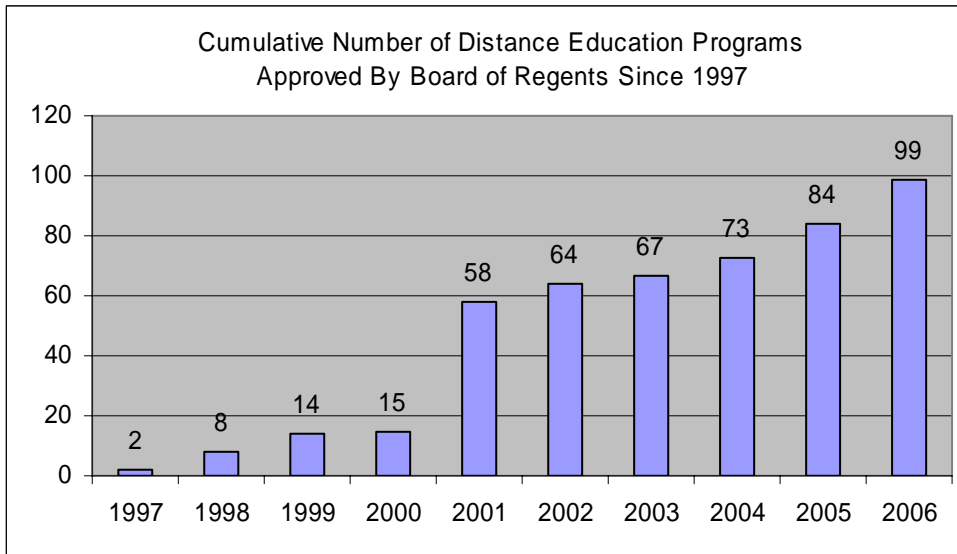


Across the System there are distance education courses offered by a variety of technologies including cable television, videocassette, and CD-ROM. However, the majority of faculty teaching at a distance utilize the internet. Since FY 2000, the number of internet based courses increased 479%, while GSAMS courses decreased 54%. To view a listing of distance education courses offered by

USG institution by subject, please see <http://www.alt.usg.edu/desearch/>.

External degrees, including those offered using distance technologies must be reviewed and approved by the Board of Regents. Currently, 14 associate, 35 bachelors and 50 masters degrees are

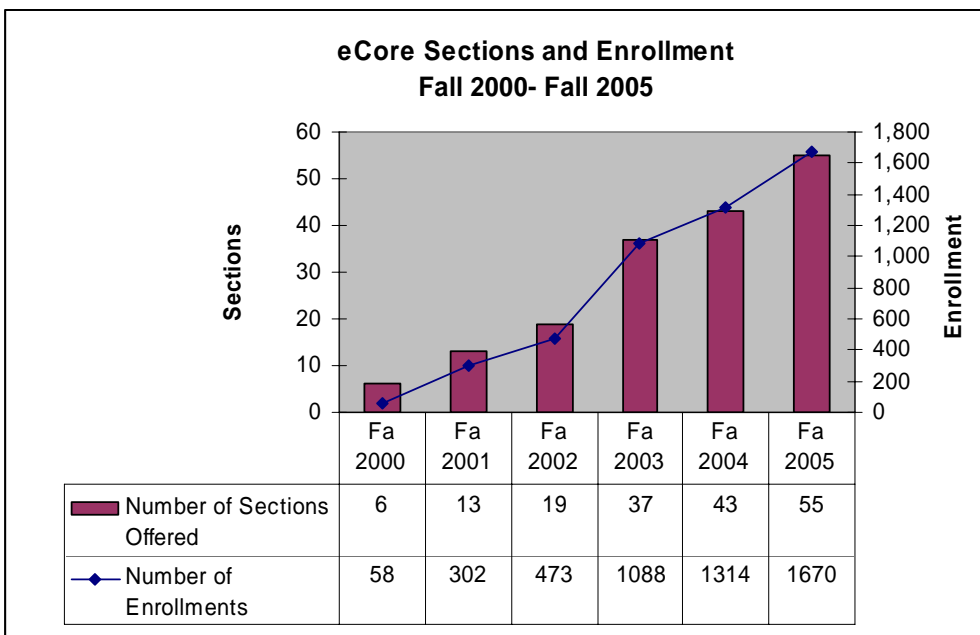
approved for distance delivery by USG institutions. To view a listing of approved USG distance education programs available, see http://www.usg.edu/academic/s/distance_ed/de_degrees.phtml.



Program collaboration is a strategy that is being encouraged by the University System and endorsed by

institutions as a viable way to develop and deliver distance education courses. For example, eCore® is a collaborative program providing online access to the first two years of a college education. The courses are developed and taught by University System faculty and offered for resident credit by six

institutions. Since Fall 2000, eight times the number of eCore® courses are being offered while enrollments have increased 2166% (to view enrollment figures see

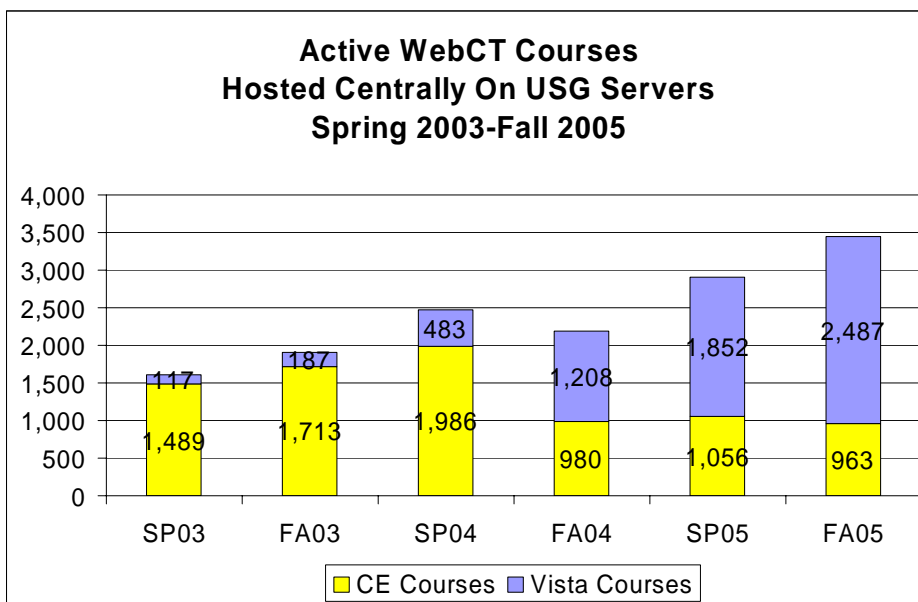


<http://www.alt.usg.edu/research/ecorestats/index.html>, and for student demographic data see http://www.alt.usg.edu/projects/ecore/demo_histograms.html). Other collaborative distance education

programs within the USG include Georgia's WebMBA, the European Union Certificate, and various foreign language programs. Begun in 2001, the WebMBA program has successfully graduated over 90 students to date. In Spring 2004, the Board of Regents approved the offering of the first collaborative online baccalaureate degrees, a Bachelor of Applied Science and the Bachelor of Science in Information Technology. These programs began enrolling students in Fall 2004. For more information go to Georgia's WebMBA (<http://www.webmbaonline.com>), Bachelor of Science in Information Technology (<http://www.webbsit.com>), and Bachelor of Applied Science in Technology Management (<http://www.webbas.net>).

The USG supports WebCT Vista as its learning management system. GeorgiaVIEW is the comprehensive implementation project to upgrade all USG campuses from WebCT Campus Edition (CE) to WebCT Vista. This project includes the management of the USG WebCT license; the setup and

maintenance of the regional WebCT Vista host centers; the migration of each campus to WebCT Vista; and project management, planning, training, and content conversion. GeorgiaVIEW develops resources to support campus adoption and use of WebCT Vista including training and support materials for students, faculty, and administrators.



At the end of Fall 2005, 22 USG institutions were active in WebCT Vista. Every semester the number of active sections in WebCT Vista has increased dramatically. The total number of sections in Spring 2005 was more than 1,800. In Fall 2005, this number had increased 34 percent to more than 2,400 sections. In addition to growth in sections, the amount of usage within each section has increased 100 percent. The average number of actions performed in a course section was 5,556 in Spring 2005, nearly doubling to 11,087 in Fall 2005. For additional information on Georgia VIEW, see <http://www.alt.usg.edu/gaview/>.

